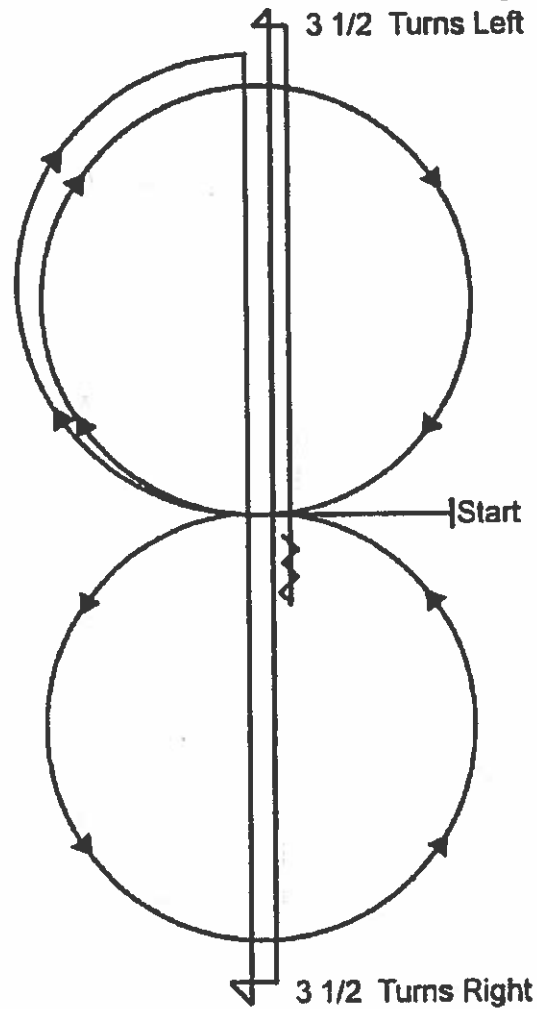


## VRH Ranch Reining Pattern 7

(All VRH Ranch Reining)



### Mandatory Marker along Fence or Wall

The judge shall indicate with markers on arena fence or wall the center of pattern.

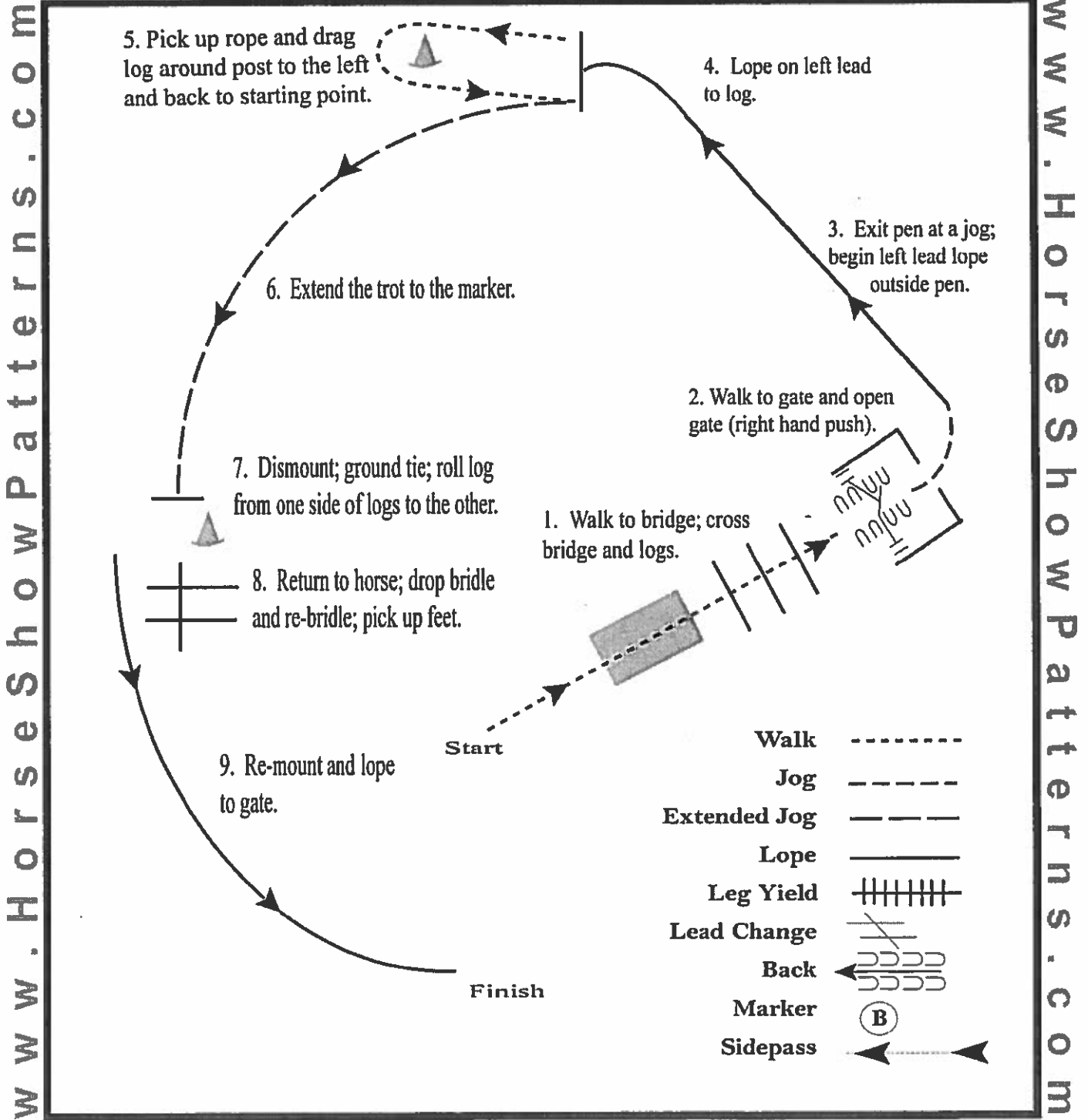
Ride pattern as follows:

1. Start by trotting into center of arena and stop. Start pattern facing toward judge.
2. Begin on right lead and lope one circle to the right. Change leads to the left.
3. Complete one circle to the left. Change leads to the right and go to the top of the arena.
4. Run down the center of arena to far end past the end marker and come to a sliding stop.
5. Complete 3 1/2 spins to the right
6. Run down to other end of arena, past the end marker, come to a sliding stop.
7. Complete 3 1/2 spins to the left
8. Run past the center marker and come to a sliding stop
9. Back at least 10 feet in a straight line
10. Hesitate to complete pattern

# Kentucky State Fair

## VRH Ranch Trail (All Classes)

Show Date: Aug 7-9, 2017



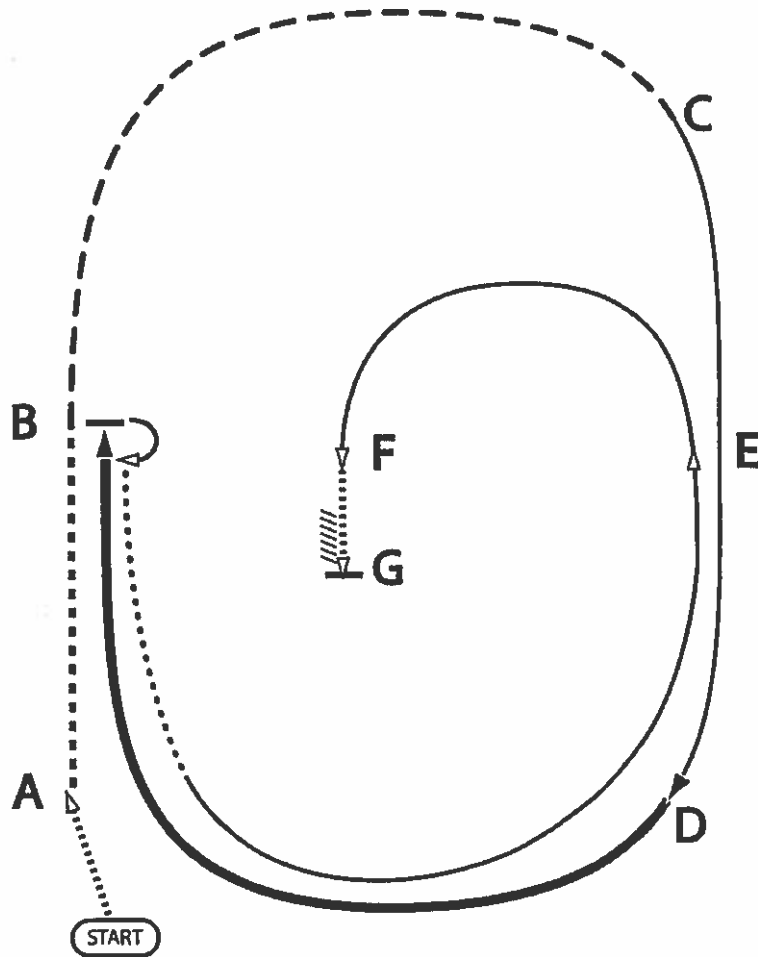
[RT/5]

Pattern Provided by:

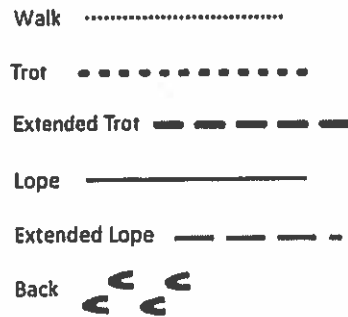
Judges

**OPTIONAL VERSATILITY RANCH RIDING PATTERN I**

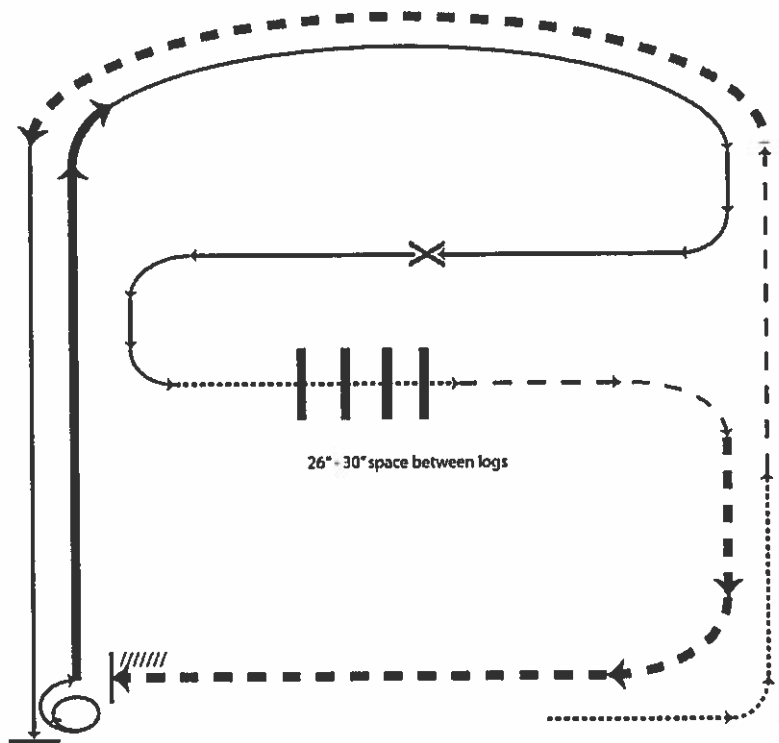
(All VRH Ranch Riding)



1. Walk from start cone to cone A.
2. Trot from A to B.
3. Extend the trot from B to C.
4. Lope on the right lead from C to D.
5. Extend the lope from D to B.
6. Stop at B, turn and trot to A.
7. Lope on the left lead from A to E.
8. Turn toward the middle of the arena and continue to lope to F.
9. Walk from F to G.
10. Stop and back approximately one horse length.



**AQHA RANCH RIDING - PATTERN 2**  
 (All classes)



- X Lead Change
- • Walk
- - Trot
- - - Ext Trot
- ==== Lope
- ===== Ext Lope
- /////// Back

1. Walk
2. Trot
3. Extended trot
4. Left lead lope
5. Stop, 1/2 turn right
6. Extended lope
7. Collect to working lope-right lead
8. Change leads (simple or flying)
9. Walk
10. Walk over logs
11. Trot
12. Extended trot
13. Stop and back

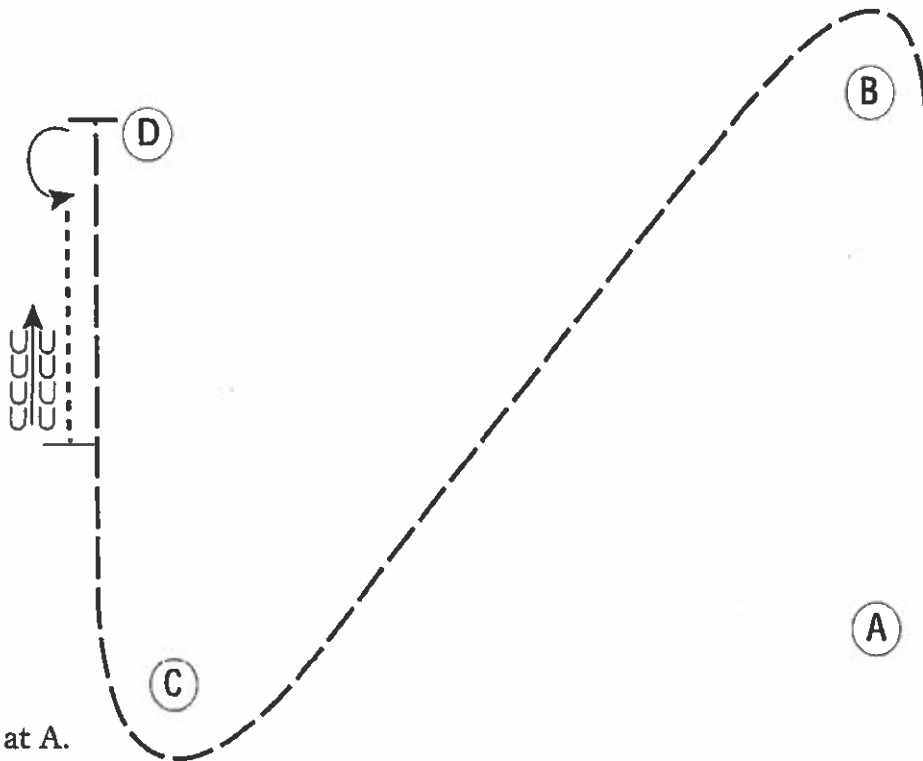
# Kentucky State Fair

Western Horsemanship (Ama & Youth Level 1, 13 & under)

Show Date: Aug 7-9, 2017

W W W . H O R S E S H O W P A T T E R N S . C O M

W W W . H O R S E S H O W P A T T E R N S . C O M



Be ready at A.

1. Lope on the left lead from A to B.
2. At B, extend the jog to and around C to D.
3. Stop at D.
4. Turn 180 degrees to the left.
5. Walk to halfway between D and C.
6. Stop and back approximately one horse length.

Follow the instructions of your ring steward.

Walk	-----
Jog	- - - - -
Extended Jog	— — — —
Lope	—————
Leg Yield	
Lead Change	↗ ↘
Back	←←←←← ←←←←←
Marker	Ⓚ
Sidepass	←-----→

[WH/1-48]

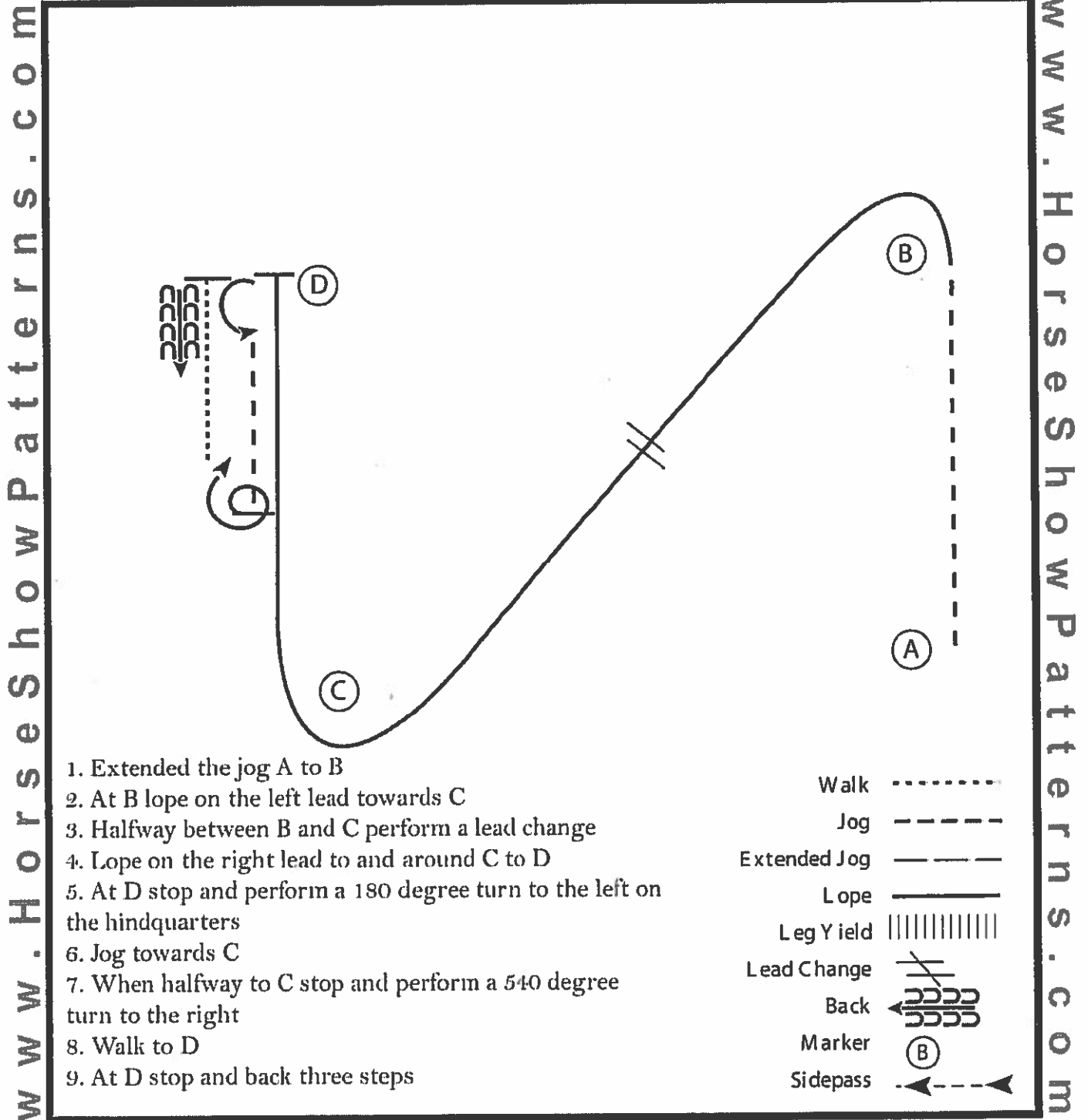
Pattern Provided by:

*Judges*

# Kentucky State Fair

## Western Horsemanship (14-18, Ama & Select)

Show Date: Aug 7-9, 2017



1. Extended the jog A to B
2. At B lope on the left lead towards C
3. Halfway between B and C perform a lead change
4. Lope on the right lead to and around C to D
5. At D stop and perform a 180 degree turn to the left on the hindquarters
6. Jog towards C
7. When halfway to C stop and perform a 5/40 degree turn to the right
8. Walk to D
9. At D stop and back three steps

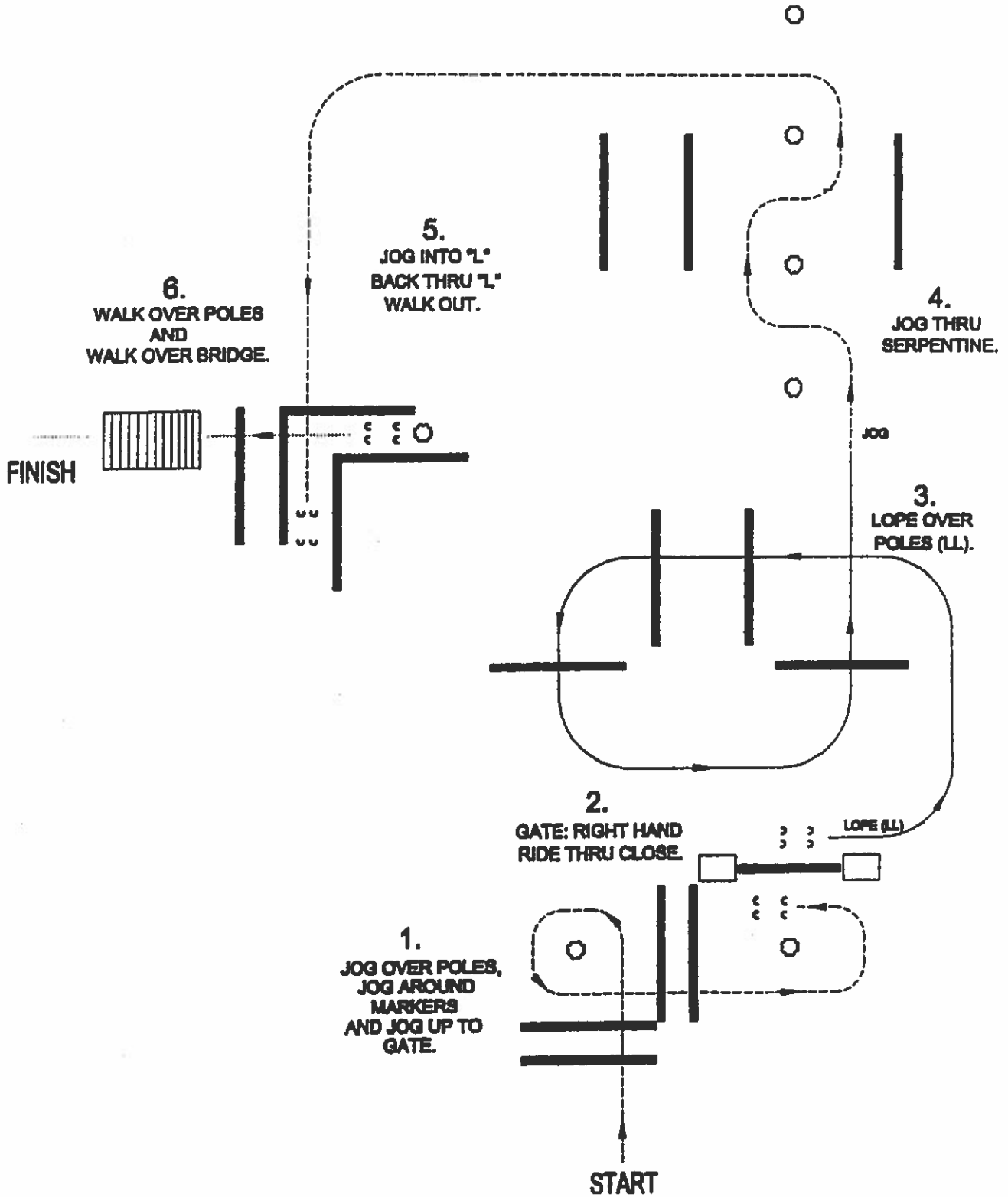
[WH/2-48]

Pattern Provided by:

Judges

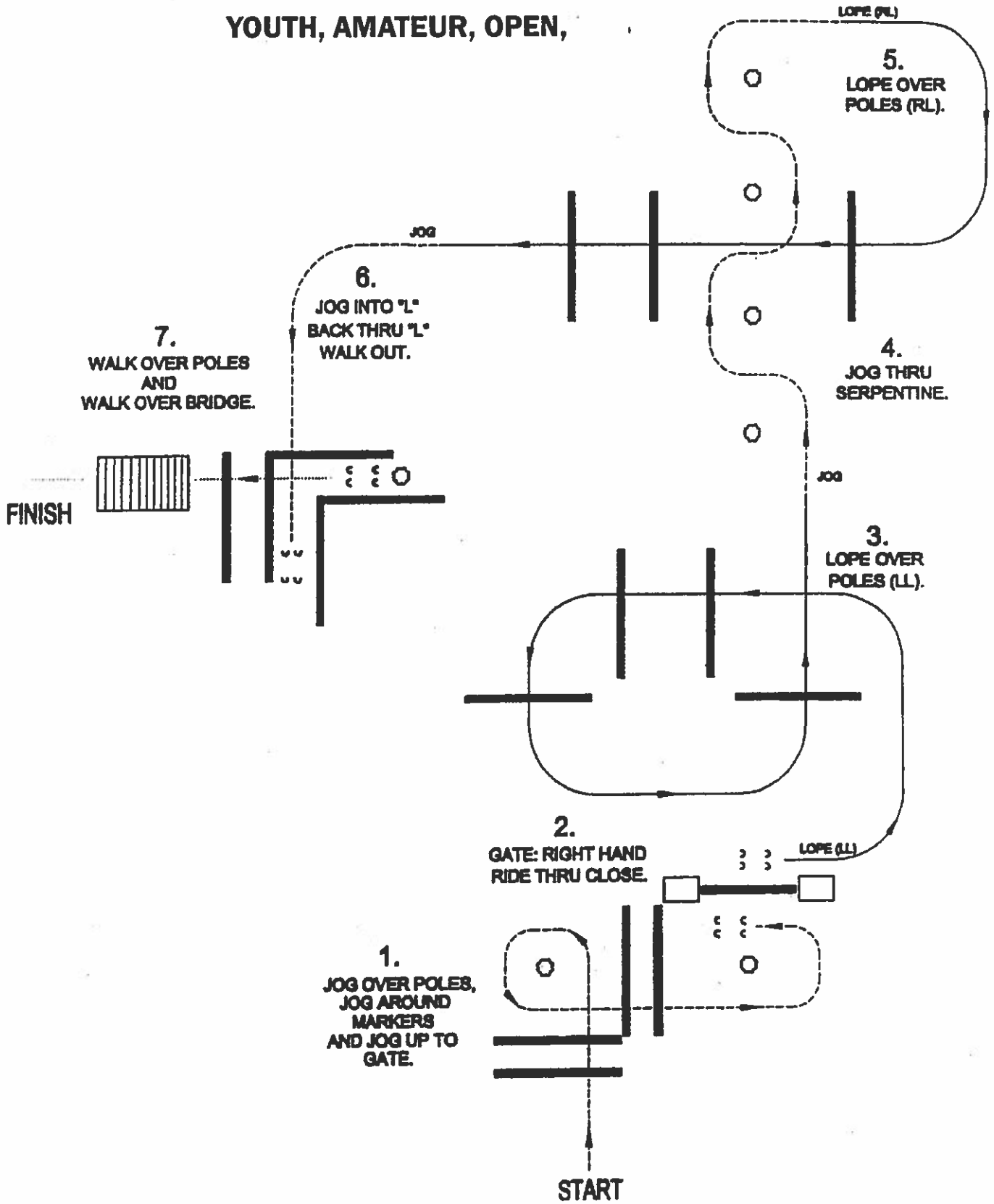
# TRAIL

Green, Novice Youth, Novice Amateur



# TRAIL

YOUTH, AMATEUR, OPEN,

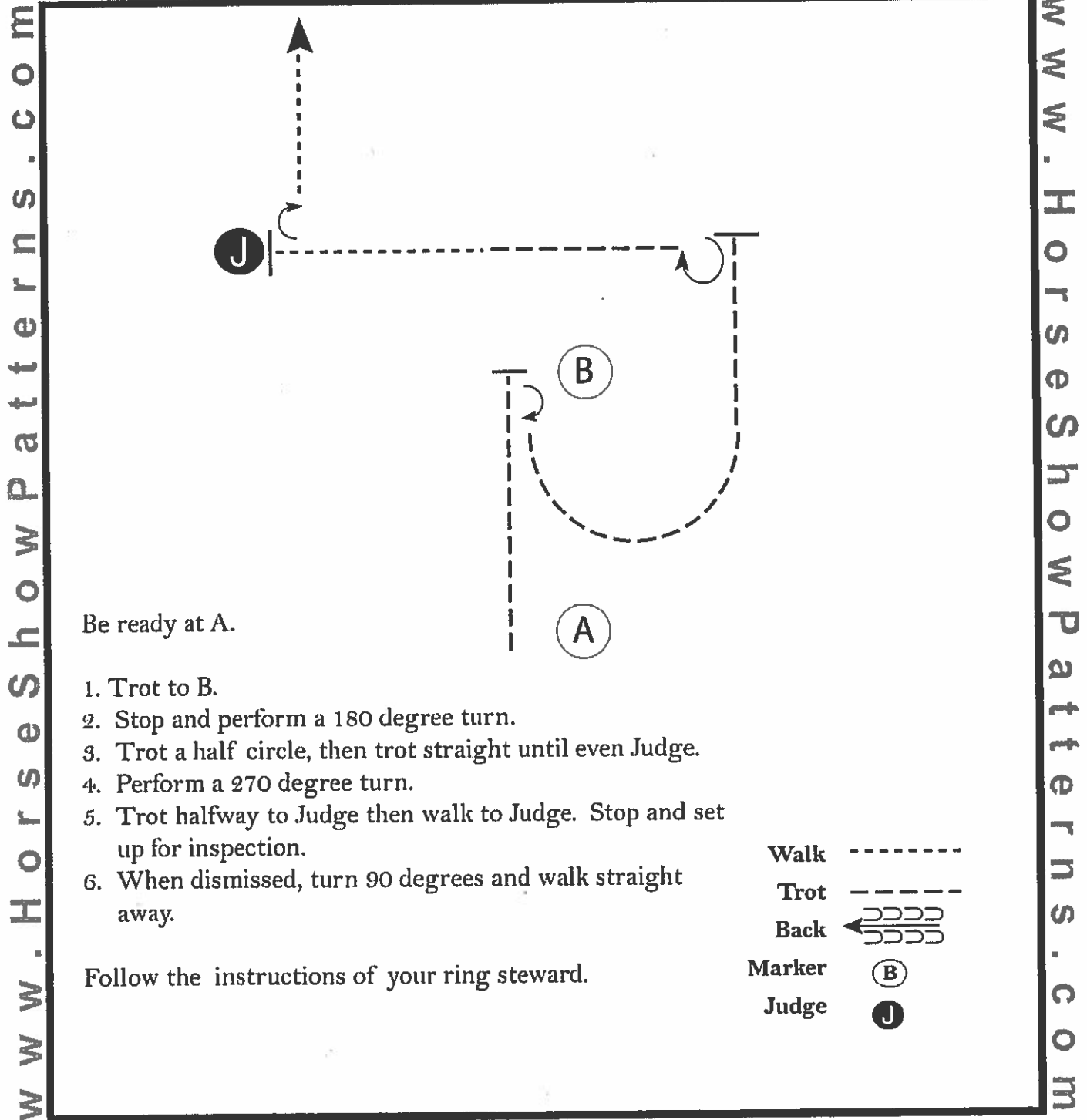




# Kentucky State Fair

Showmanship (Level 1 Youth & Ama, 13 & Under)

Show Date: Aug 7-9, 2017



Be ready at A.

1. Trot to B.
2. Stop and perform a 180 degree turn.
3. Trot a half circle, then trot straight until even Judge.
4. Perform a 270 degree turn.
5. Trot halfway to Judge then walk to Judge. Stop and set up for inspection.
6. When dismissed, turn 90 degrees and walk straight away.

Follow the instructions of your ring steward.

Walk	.....
Trot	-----
Back	←←←←← ←←←←←
Marker	ⓑ
Judge	ⓐ

[S/1-69]

Pattern Provided by:

*Judges*

# Kentucky State Fair

## Showmanship (14-18, Ama & Select)

Show Date: Aug 7-9, 2017

www.horsethows.com

Be ready at A.

1. Trot to B.
2. Stop and perform a 540 degree turn.
3. Trot a half circle, then trot straight until past Judge.
4. Back until your horse's hip is even with Judge.
5. Perform a 270 degree turn.
6. Trot halfway to Judge then walk to Judge. Stop and set up for inspection.
7. When dismissed, turn 90 degrees and walk straight away.

Follow the instructions of your ring steward.

Walk	-----
Trot	-----
Back	←=====
Marker	ⓑ
Judge	ⓐ

www.horsethows.com

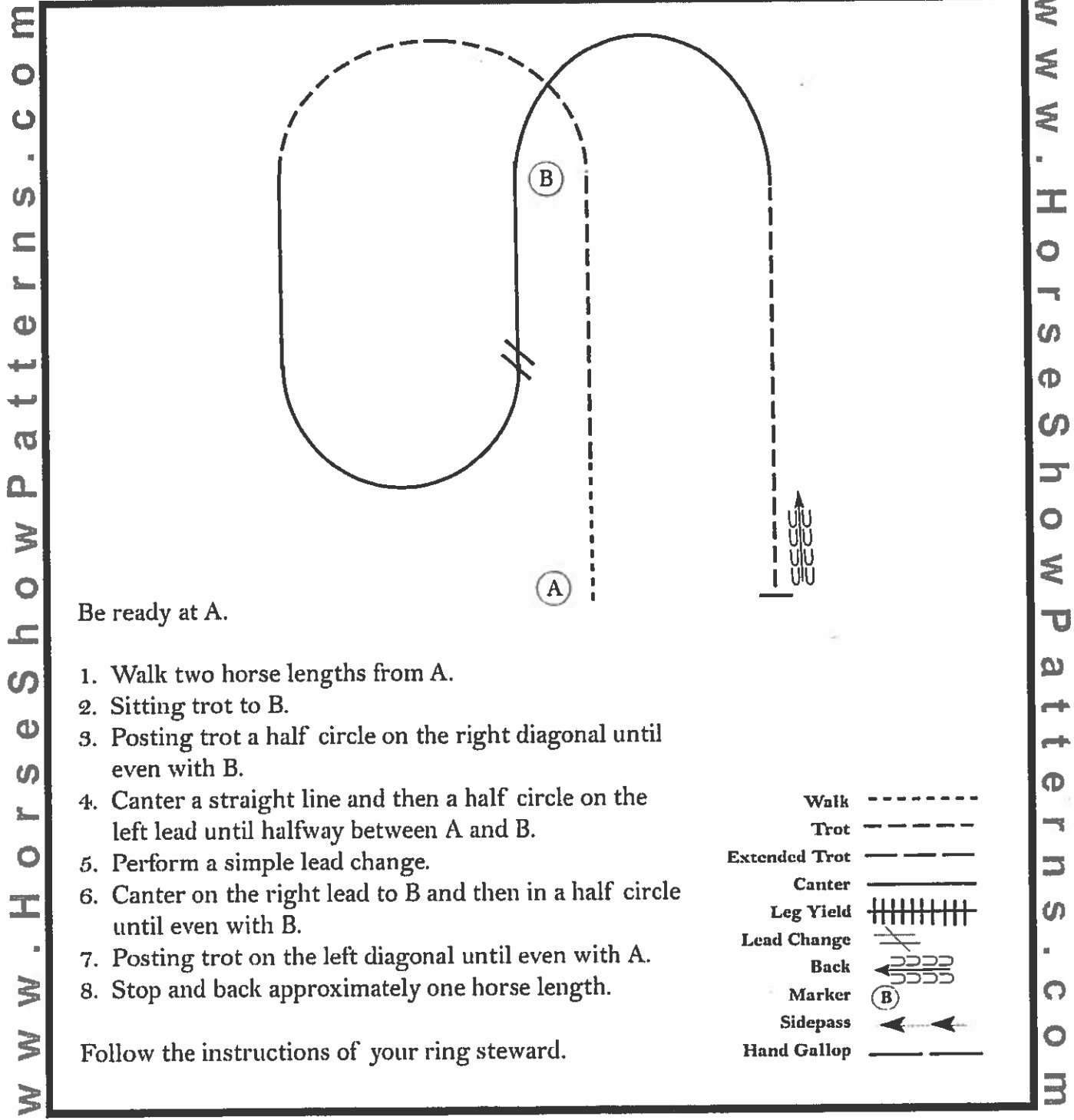
[S/3-69]

**Pattern Provided by:**  
*Judges*

# KY State Fair

## Hunt Seat Equitation (All Novice and Rookie)

Show Date: August 2017



Be ready at A.

1. Walk two horse lengths from A.
2. Sitting trot to B.
3. Posting trot a half circle on the right diagonal until even with B.
4. Canter a straight line and then a half circle on the left lead until halfway between A and B.
5. Perform a simple lead change.
6. Canter on the right lead to B and then in a half circle until even with B.
7. Posting trot on the left diagonal until even with A.
8. Stop and back approximately one horse length.

Follow the instructions of your ring steward.

Walk	-----
Trot	- - - - -
Extended Trot	-----
Canter	—————
Leg Yield	
Lead Change	—/—
Back	←←←←←
Marker	(B)
Sidepass	←-----
Hand Gallop	—————

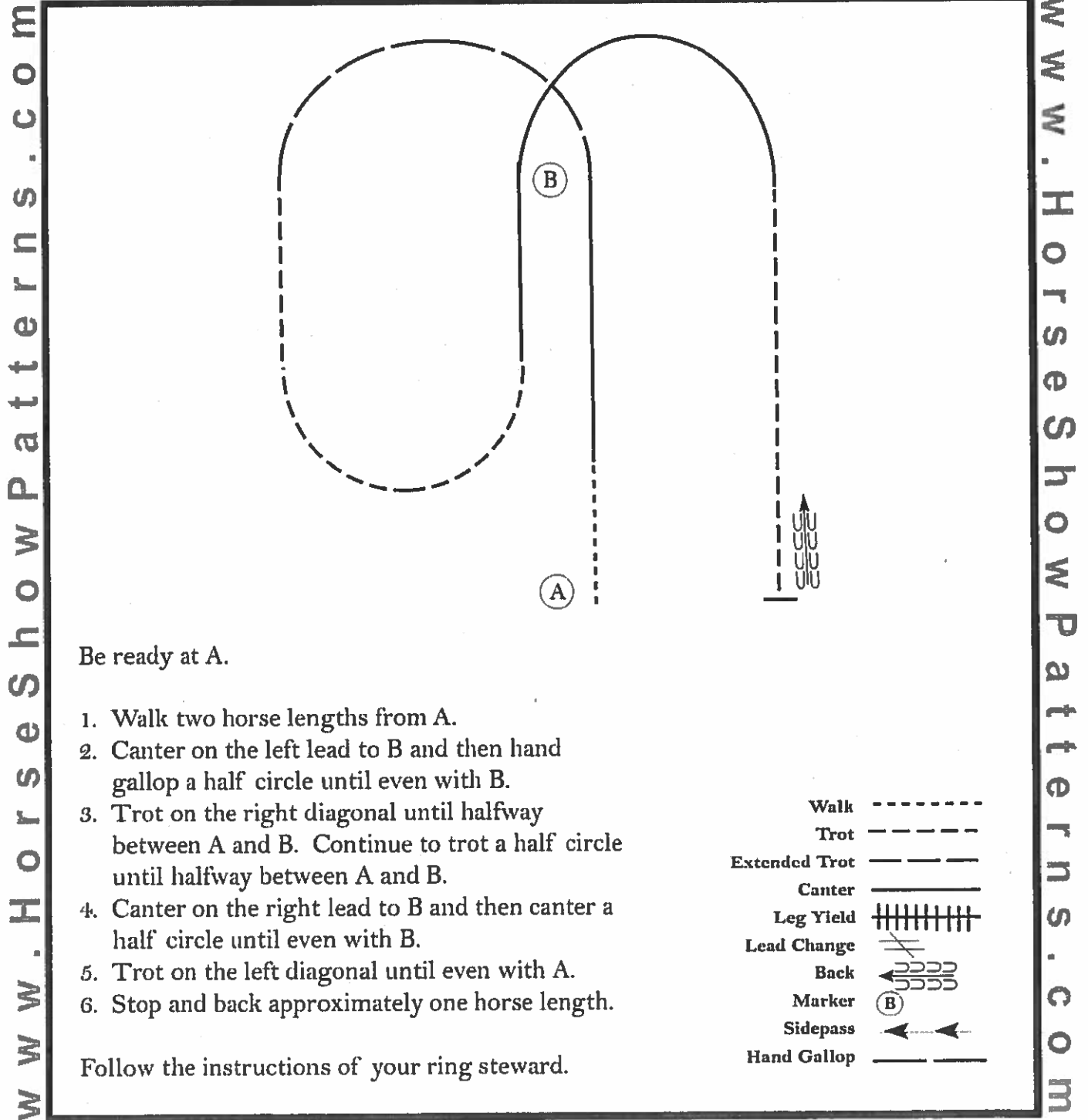
[HSE/1-58]

Pattern Provided by:  
*David J. Denniston*

# KY State Fair

## Hunt Seat Equitation (Youth and All Amateur)

Show Date: August 2017



Be ready at A.

1. Walk two horse lengths from A.
2. Canter on the left lead to B and then hand gallop a half circle until even with B.
3. Trot on the right diagonal until halfway between A and B. Continue to trot a half circle until halfway between A and B.
4. Canter on the right lead to B and then canter a half circle until even with B.
5. Trot on the left diagonal until even with A.
6. Stop and back approximately one horse length.

Follow the instructions of your ring steward.

Walk	-----
Trot	- - - - -
Extended Trot	- - - - -
Canter	-----
Leg Yield	
Lead Change	///
Back	←←←←←
Marker	(B)
Sidepass	←←←←←
Hand Gallop	-----

[HSE/3-58]

Pattern Provided by:  
*David J. Denniston*

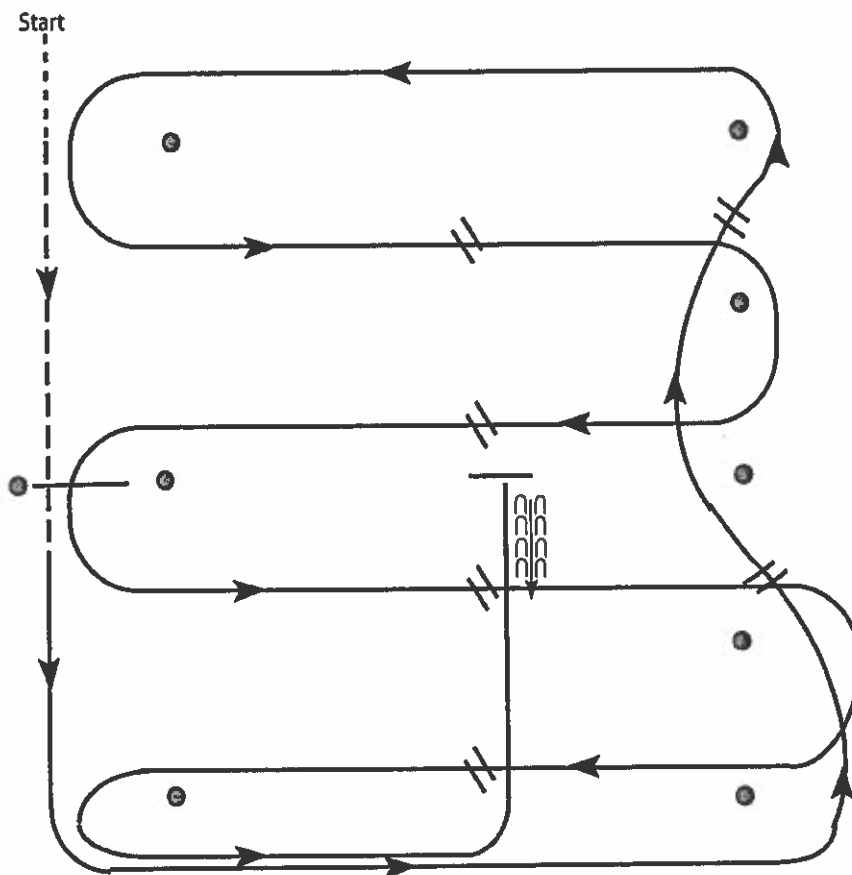
# Kentucky State Fair

## Western Riding (Level 1)

Show Date: Aug 7-9, 2017

W W W . H O R S E S H O W P A T T E R N S . C O M

W W W . H O R S E S H O W P A T T E R N S . C O M



1. Walk at least 15' & jog over log.
2. Transition to left lead and lope around end.
3. First line change.
4. Second line change. Lope around end of arena
5. First crossing change.
6. Second crossing change.
7. Lope over log.
8. Third crossing change.
9. Fourth crossing change.
10. Lope up the center, stop and back.

[WR/GP-1]

Pattern Provided by:

*Judges*

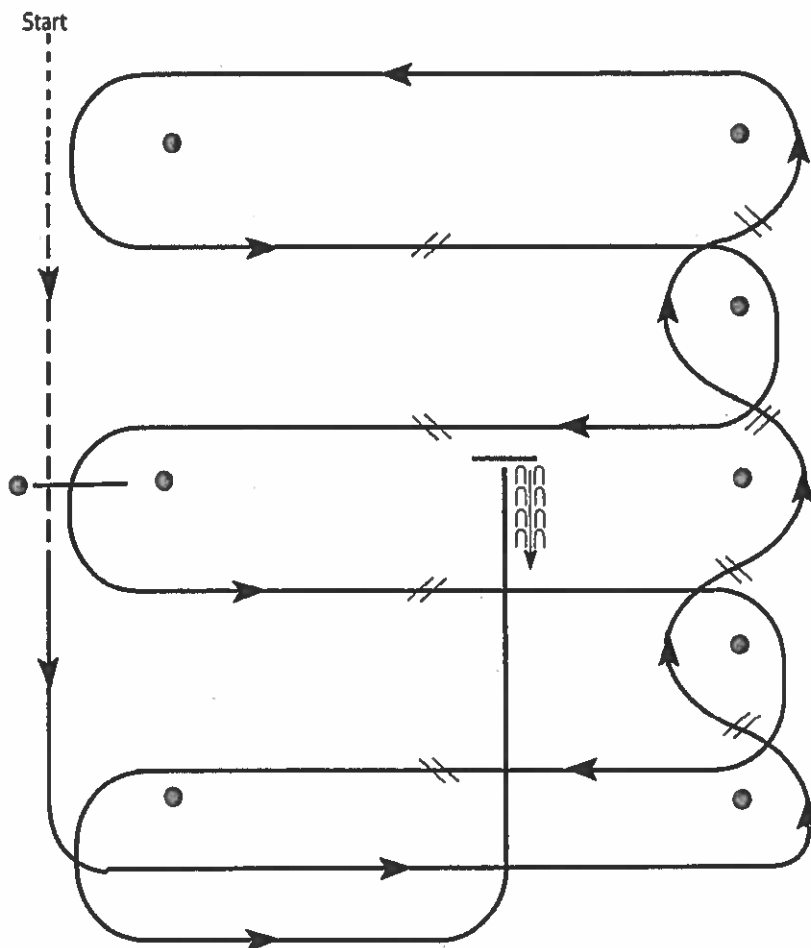
# Kentucky State Fair

## Western Riding (Open)

Show Date: Aug 7-9, 2017

W W W . H O R S E S H O W P A T T E R N S . C O M

W W W . H O R S E S H O W P A T T E R N S . C O M



1. Walk and jog over log.
2. Transition to lope and lope around end.
3. First line change.
4. Second line change.
5. Third line change.
6. Fourth line change and lope around the end of the arena.
7. First crossing change.
8. Second crossing change.
9. Lope over log.
10. Third crossing change.
11. Fourth crossing change.
12. Lope up the center, stop and back.

[WR/OP-1]

Pattern Provided by:

*Judges*